



## Anti-E2 Tag Mouse Monoclonal Antibody (12T4)

Cat #: ABT2090

Size: 50µl /200µl /200µl×5

### Product Information

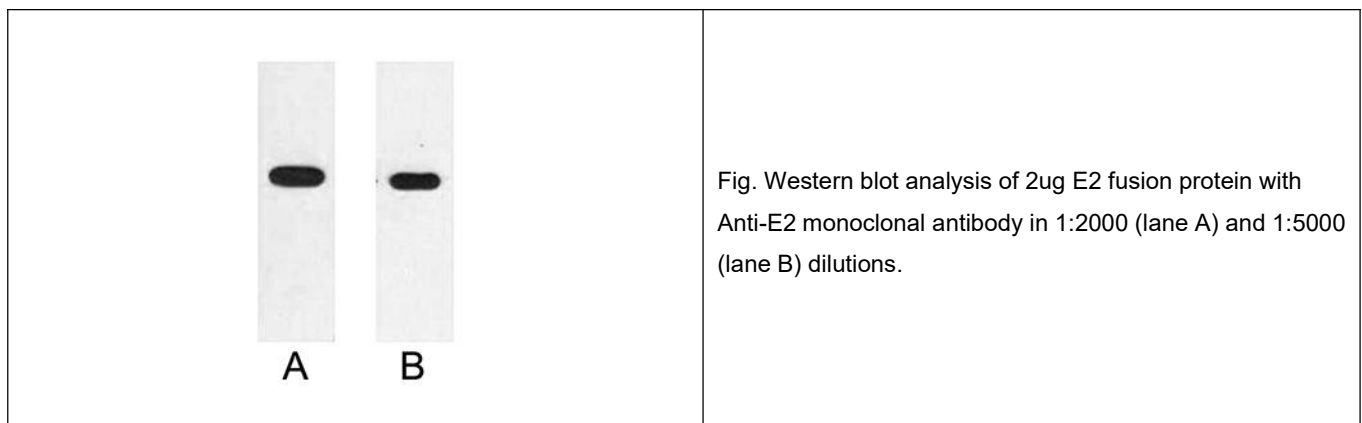
	<b>Product Name:</b> Anti-E2 Tag Mouse Monoclonal Antibody (12T4)		
	<b>Applications:</b> WB		<b>Isotype:</b> Mouse IgG
	<b>Reactivity:</b> All Species Expected		
<b>REF</b>	<b>Catalog Number:</b> ABT2090	<b>LOT</b>	<b>Lot Number:</b> Refer to product label
	<b>Formulation:</b> Liquid		<b>Concentration:</b> 1 mg/ml
	<b>Storage:</b> Store at -20°C. Avoid repeated freeze / thaw cycles.		<b>Note:</b> Contain sodium azide.

**Background:** The E2 Tag is a peptide which is derived from the Bovine Pappillomavirus type-1 transactivator protein E2 and consists of 10 amino acids (SSTSSDFRDR). The detection of E2 tagged proteins is based on the binding of mouse monoclonal antibodies specific to the tagged recombinant protein. E2 Tag antibody can recognize C-terminal, internal, and N-terminal E2 tagged proteins.

**Application Notes:** Optimal working dilutions should be determined experimentally by the investigator. Suggested starting dilutions are as follows: WB (1:5000).

**Storage Buffer:** Liquid in PBS, pH 7.4, containing 0.02% Sodium Azide as preservative and 50% Glycerol.

**Storage Instructions:** Stable for one year at -20°C from date of shipment. For maximum recovery of product, centrifuge the original vial after thawing and prior to removing the cap. Aliquot to avoid repeated freezing and thawing.



**Note:** The product listed herein is for research use only and is not intended for use in human or clinical diagnosis. Suggested applications of our products are not recommendations to use our products in violation of any patent or as a license. We cannot be responsible for patent infringements or other violations that may occur with the use of this product.